

Scaled data based on original data using
LM-79-08 Approved Method: Electrical and Photometric Measurements of Solid-
State Lighting Products

Test Report Prepared for
Cooper Lighting Solutions
(formerly Eaton)

Brand: STREETWORKS

Report Number: P316685

Luminaire Tested: **GAN-SA1C-722-U-5MQ**

Issue Date: 3/3/2020

Test Information

Test Method: LM-79-08
Report Number: P316685
TEST IS SCALED FROM IESNA LM-79-08 TEST DATA (G2-1903-205-6)
Test Lab: INNOVATION CENTER
Issue Date: 3/3/2020
Manufacturer: COOPER LIGHTING SOLUTIONS (FORMERLY EATON)
Product Line: STREETWORKS
Catalog Number: GAN-SA1C-722-U-5MQ
Description: GALLEON AREA AND ROADWAY LUMINAIRE
(1) 70 CRI, 2200K, 1050mA LIGHTSQUARE WITH 16 LEDS AND TYPE V MEDIUM OPTICS
Light Source: -
Ballast/Driver: ELECTRONIC DRIVER

Summary

Lumens per Lamp: N/A
Luminaire Lumens: 5718 lumens
Efficiency: N/A
Efficacy: 96.9 lumens/watt
Luminous Opening: Rectangular (W 0.5' x L: 0.5' x H: 0')
IES Classification: Type V - Short
BUG Rating: B3 - U0 - G1

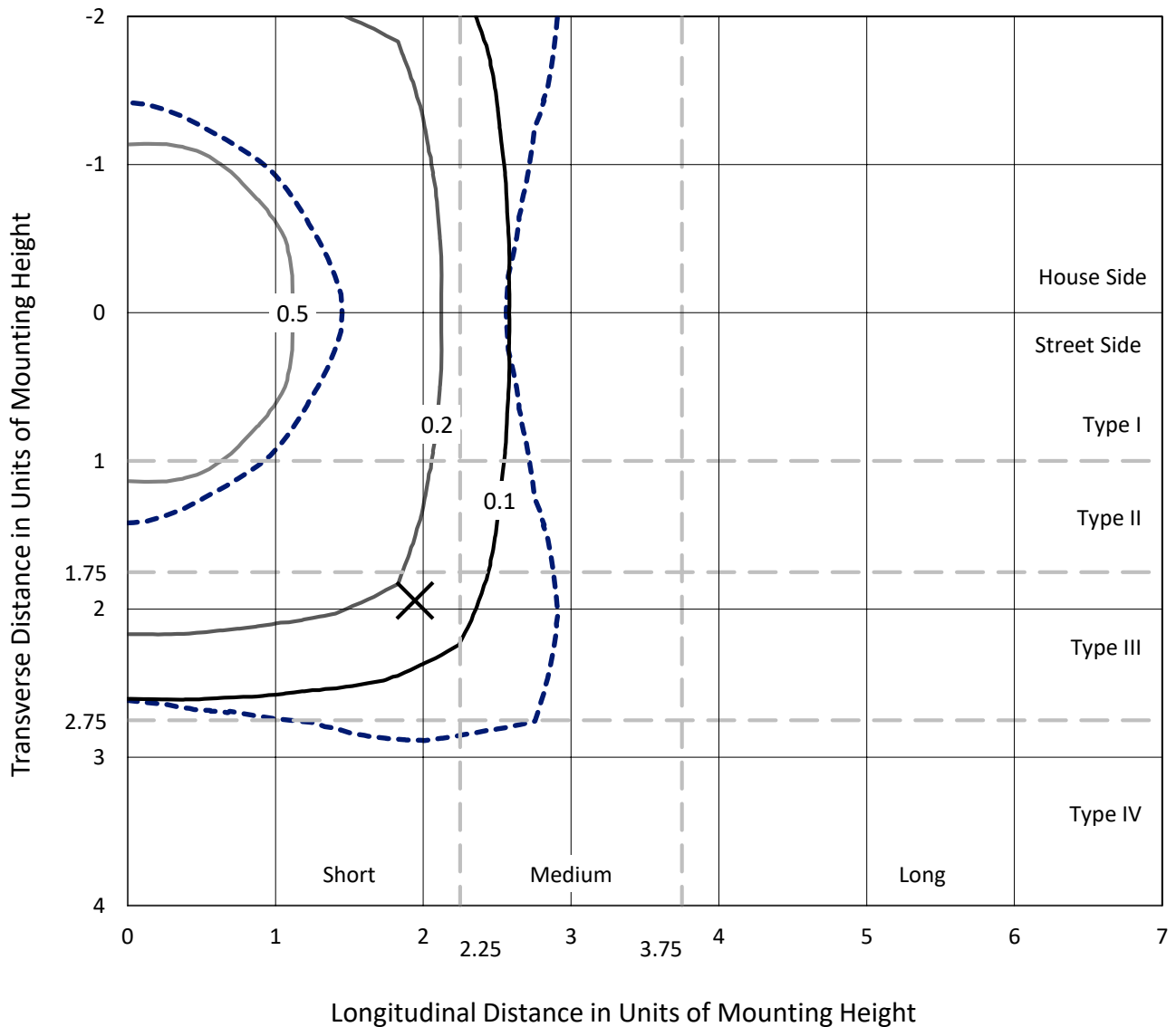
Input Watts (W): 59
Input Voltage (V): NR
Input Current (Ain): NR
Voltage Rise (V): NR
Power Factor: NR
Total Harmonic Distortion (THDi): NR
Frequency (hertz): 60
Stabilization Time: NR
Operation Time: NR
Ambient Temperature (°C): NR
Test Distance: 24 FT



REPORT NUMBER: P316685
 CATALOG NUMBER: GAN-SA1C-722-U-5MQ

Iso-Footcandle Lines of Horizontal Illumination

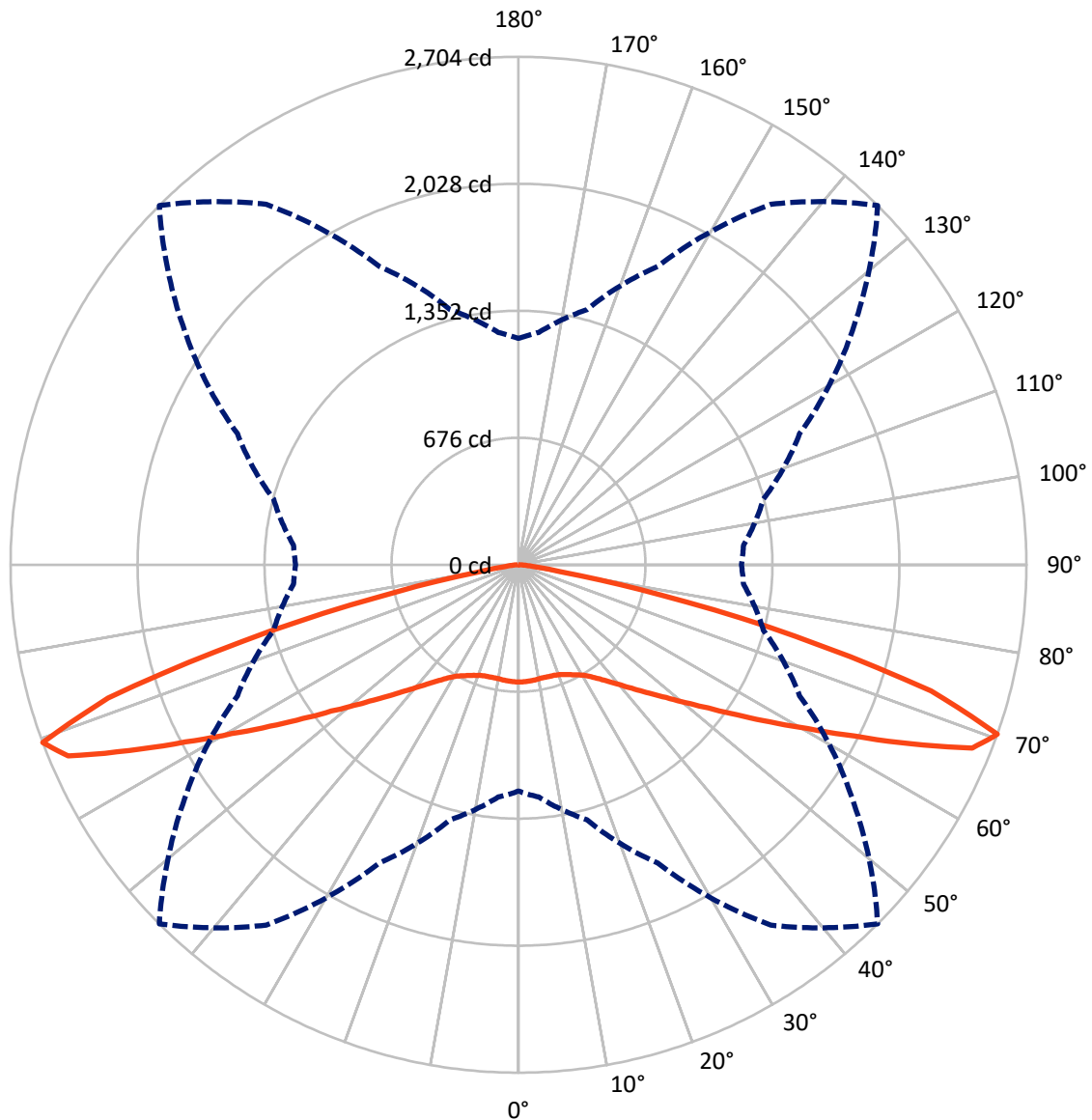
✕ Max cd
 - - - 1/2 Max cd



Based on 25 foot mounting height. Maximum calculated value = 1 fc
 Type V - Short - N/A

REPORT NUMBER: P316685
CATALOG NUMBER: GAN-SA1C-722-U-5MQ

Luminous Intensity Polar Plot



— Vertical Plane Through 45-Deg Lateral - - - Horizontal Cone Through 70-Deg Vertical

REPORT NUMBER: P316685
 CATALOG NUMBER: GAN-SA1C-722-U-5MQ

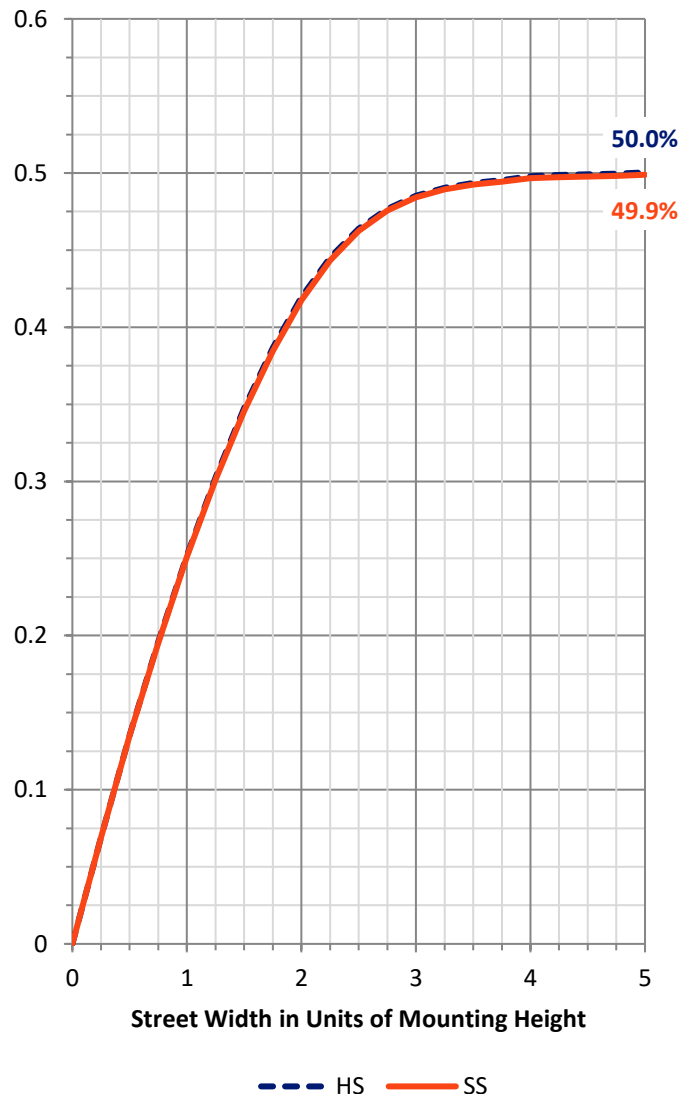
FLUX DISTRIBUTION:

		Downward	Upward	Total
House Side	Lumens	2859.0	0.0	2859.0
	% Fixture	50.0	0.0	50.0
Street Side	Lumens	2859.0	0.0	2859.0
	% Fixture	50.0	0.0	50.0
Total	Lumens	5718.0	0.0	5718.0
	% Fixture	100.0	0.0	100.0

ZONAL LUMENS:

Zone	Lumens	% Fixture
0°-10°	59.1	1.0
10°-20°	173.6	3.0
20°-30°	295.6	5.2
30°-40°	468.8	8.2
40°-50°	762.9	13.3
50°-60°	1257.8	22.0
60°-70°	1846.6	32.3
70°-80°	816.5	14.3
80°-90°	37.0	0.6
90°-100°	0.0	0.0
100°-110°	0.0	0.0
110°-120°	0.0	0.0
120°-130°	0.0	0.0
130°-140°	0.0	0.0
140°-150°	0.0	0.0
150°-160°	0.0	0.0
160°-170°	0.0	0.0
170°-180°	0.0	0.0
0°-90°	5718.0	100.0
0°-180°	5718.0	100.0

Coefficient of Utilization



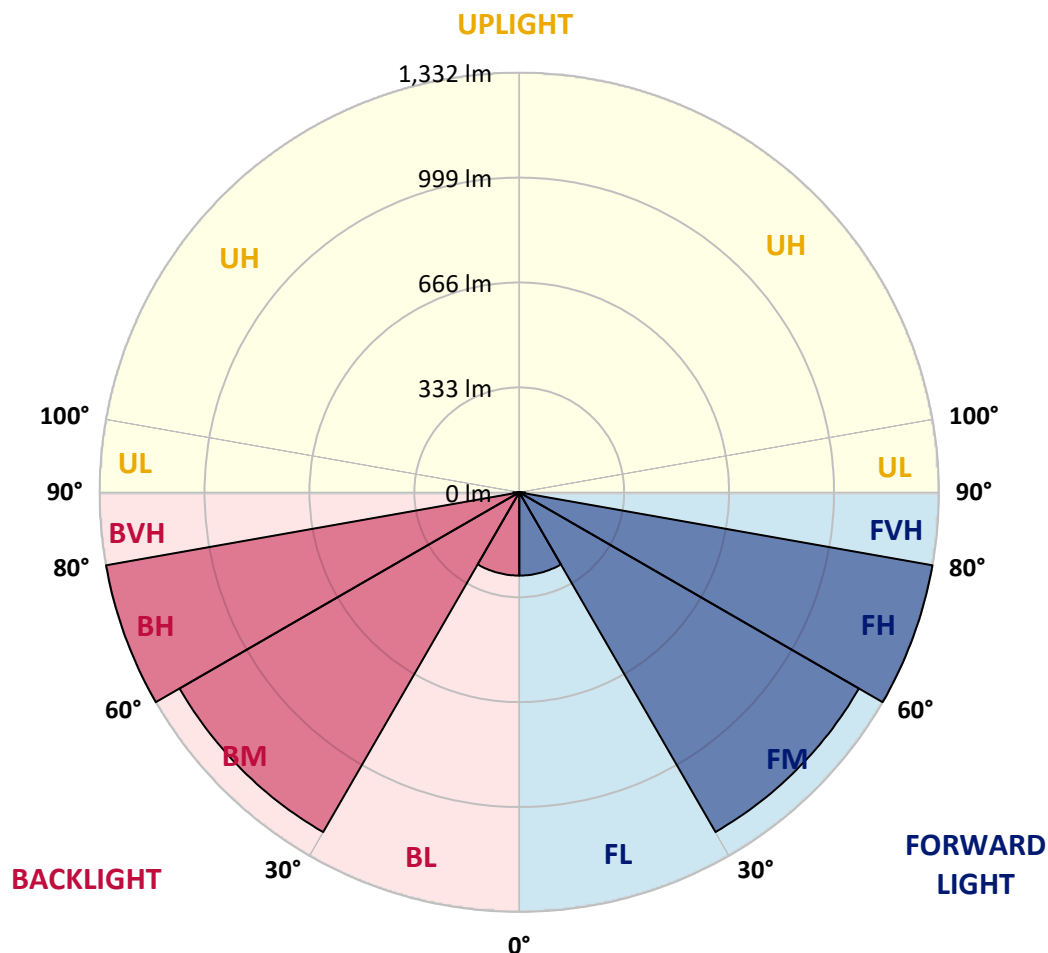
REPORT NUMBER: P316685
 CATALOG NUMBER: GAN-SA1C-722-U-5MQ

LUMINAIRE CLASSIFICATION SYSTEM LUMEN TABLE AND BUG RATING:

Zone	Lumens	% Fixture	Zone Rating/Lumen Limit		
			B	U	G
FL (0°-30°)	264.2	4.6			
FM (30°-60°)	1244.8	21.8			
FH (60°-80°)	1331.6	23.3			G1/1800
FVH (80°-90°)	18.5	0.3			G1/100
BL (0°-30°)	264.2	4.6	B1/500		
BM (30°-60°)	1244.8	21.8	B2/2500		
BH (60°-80°)	1331.6	23.3	B3/2500		G1/1800
BVH (80°-90°)	18.5	0.3			G1/100
UL (90°-100°)	0.0	0.0		U0/0	
UH (100°-180°)	0.0	0.0		U0/0	

BUG Rating: B3-U0-G1

Type V Short





REPORT NUMBER: P316685
 CATALOG NUMBER: GAN-SA1C-722-U-5MQ

CANDELA DISTRIBUTION (FULL):

	0°	5°	15°	25°	35°	45°	55°	65°	75°	85°	90°
0°	624.5	624.5	624.5	624.5	624.5	624.5	624.5	624.5	624.5	624.5	624.5
2.5°	623.5	623.0	624.3	624.1	623.0	623.2	623.2	623.7	623.7	623.4	623.4
5°	621.3	620.9	622.4	622.4	621.3	621.7	622.0	622.6	622.4	622.0	621.8
7.5°	618.4	618.2	619.8	619.8	619.0	619.4	619.0	619.2	618.8	618.4	617.9
10°	613.7	614.1	615.4	615.8	615.8	616.0	615.6	614.7	614.1	613.5	613.0
12.5°	609.4	609.2	611.1	612.0	613.5	615.2	614.1	611.4	610.3	609.2	608.8
15°	606.5	606.7	608.6	610.3	613.0	616.5	615.2	611.1	608.8	607.5	607.1
17.5°	605.9	606.3	608.8	611.8	614.7	618.6	617.9	613.7	609.9	607.5	606.9
20°	607.3	607.5	611.2	615.6	620.5	624.3	622.6	618.1	613.0	609.2	608.2
22.5°	609.7	610.5	615.2	622.0	629.6	634.7	632.6	624.9	616.9	612.2	610.9
25°	617.5	617.7	624.1	633.4	642.5	648.3	645.9	634.9	624.7	619.4	617.7
27.5°	633.6	634.1	640.6	651.4	659.1	662.9	661.4	652.5	643.8	638.1	638.7
30°	656.9	657.6	664.8	676.7	681.5	682.4	682.0	677.9	669.9	662.3	662.9
32.5°	685.2	685.6	695.3	706.1	709.8	710.6	709.8	706.1	696.6	686.4	686.9
35°	721.8	722.9	732.2	742.6	745.6	747.1	745.8	740.9	731.0	721.0	720.6
37.5°	766.8	767.0	776.6	787.4	791.2	791.6	790.1	786.9	774.6	765.5	764.9
40°	819.0	819.8	831.1	842.7	844.2	842.5	844.6	842.7	830.0	819.6	821.3
42.5°	882.6	884.3	897.9	909.3	904.9	904.0	905.3	905.9	895.7	883.0	881.9
45°	956.6	958.1	975.2	984.2	981.4	975.2	977.8	982.3	968.2	952.4	954.0
47.5°	1041.0	1044.8	1063.0	1071.5	1064.5	1056.0	1061.1	1067.9	1051.2	1031.7	1030.8
50°	1134.9	1139.6	1163.8	1175.8	1168.8	1153.0	1161.6	1166.1	1142.1	1116.9	1114.8
52.5°	1235.0	1239.7	1270.2	1294.8	1290.2	1265.8	1277.8	1273.0	1245.4	1211.5	1208.9
55°	1348.3	1350.2	1383.2	1422.9	1427.4	1409.5	1408.7	1400.9	1360.1	1320.9	1319.0
57.5°	1464.9	1466.2	1508.8	1555.7	1577.1	1577.1	1555.9	1539.5	1485.2	1439.7	1435.0
60°	1590.8	1595.5	1642.6	1706.4	1756.3	1771.1	1733.6	1688.8	1629.7	1574.3	1568.8
62.5°	1702.8	1708.3	1780.4	1875.4	1955.6	2009.4	1917.8	1844.7	1737.2	1648.3	1637.9
65°	1717.0	1731.7	1836.8	2008.8	2188.4	2295.7	2120.1	1940.1	1744.2	1620.7	1610.1
67.5°	1568.0	1593.0	1735.0	2002.7	2373.8	2604.1	2249.3	1885.6	1618.6	1481.9	1470.2
70°	1204.9	1241.2	1404.9	1751.8	2341.9	2703.5	2168.3	1650.7	1349.5	1202.4	1186.0
72.5°	661.0	676.0	823.2	1199.6	1877.5	2297.4	1808.6	1220.6	894.9	728.2	700.6
75°	209.7	215.0	289.9	490.9	1062.0	1521.7	1148.9	599.1	329.8	243.2	240.3
77.5°	93.1	93.7	104.8	143.3	365.8	771.0	439.4	163.1	112.4	98.2	101.4
80°	58.9	58.9	64.9	71.0	99.5	223.9	118.8	77.6	66.2	61.5	62.8
82.5°	28.2	31.2	42.2	45.4	54.7	75.3	60.9	50.7	44.3	32.9	30.7
85°	18.5	15.5	26.7	30.1	31.8	36.1	35.4	33.5	29.0	16.5	18.4
87.5°	8.3	7.9	13.8	12.7	11.9	9.1	13.6	16.8	16.3	8.1	8.1
90°	0.0	0.0	0.0	0.0	0.0	0.0	0.0	0.0	0.0	0.0	0.0

(END OF REPORT)